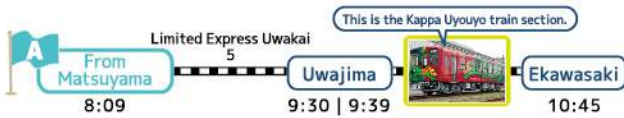


# ACCESS

\*The times shown below may change owing to the revision of the timetable.

Depart from Matsuyama or Kochi in the morning and get on the Shimanto River Bus!



You can take **Round-Trip Course B** departing from Ekawasaki station at 11:00 a.m!

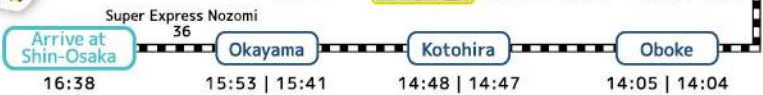


After getting on the River Bus, you can go to Matsuyama or Shin-Osaka!

Take **Round-Trip Course A** to Ekawasaki station!

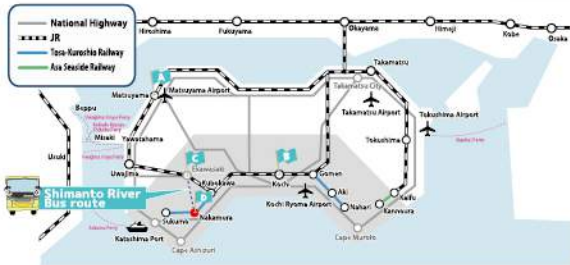
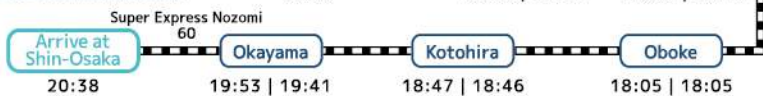


Limited Express Nanpu 16



**Round-Trip Course B**  
**Stooper Course C**  
**Full AB Course**

Takes you to Nakamura station!



### Access to Nakamura station

- From Shin-Osaka station to Okayama station, at least 44 minutes on the Sanyo Shinkansen "Nozomi"
- From Okayama station to Nakamura station directly accessible by Limited Express "Nanpu", 4 hours and 33 minutes at the fastest speed



Limited Express Nanpu  
N700 Series Nozomi



## SHIMANTO RIVER ROUND-TRIP BUS



Get off the bus here

# and have fun!



Enjoy the Shimanto River to the fullest with this pamphlet!

PERFECT GUIDE





Get off the bus here and have fun!

## Let's enjoy the River!



Nakamura station	• • • P.02
Sada chinkabashi (low water crossing)	• • • P.03
Takase chinkabashi	• • • P.04
Shimanto Canoe and Camp Village Kawarakko	• • • P.05
Shimanto Canoe and Camp Village Kawarakko	• • • P.06
Katsuma and Iwama chinkabashi	• • • P.07
Michinoeki (rest area and shopping) "Yotte Nishi Tosa"	• • • P.08
Ekawasaki station	• • • P.09
On the return trip (Restaurant "Shaenjiri" & Dragonfly Nature Park)	• • • P.10



### History of Shimanto

Approximately 550 years ago, the town in Shimanto (formerly Nakamura) was built under Ichijo Norifusa, who was formerly an imperial regent but came to this province to escape the Ōnin War in Kyoto. He constructed the town by imitating Kyoto, so this area became known as "a little Kyoto in Tosa". Shimanto City was born from the merger of Nakamura City and Nishi Tosa Village on April 10, 2005.



Shimanto Historical Museum



### Shimanto City Tourism Association

You can make your travels easier with our tourist information, rental bicycles, and baggage storage and delivery service to your accommodation, which are all available

Address: 8-3, Ekimaecho, Shimanto-shi, Kochi  
 Tel: 0880-34-1555  
 Fax: 0880-34-1144  
 Office hours: 8:30 am to 5:30 pm  
 Website: shimanto-kankou.com  
 E-mail: info@shimanto-kankou.com

Ask us anything about sightseeing!



**Shimanto City Tourism Association**  
 When you exit the station you will see the office on the left side of the roundabout.



# 佐田次下橋

Sada Chinkabashi

Sada chinkabashi Kawarakko Iwama chinkabashi Ekawasi station

Nakamura station Takase chinkabashi Katsuma chinkabashi Yotte Nishi Tosa



The bus stops at Sada chinkabashi on the return trip only!

Photo Spot!



The chinkabashi bridge furthest downstream

Longest and Widest

There remain 48 chinkabashi (low water crossings) on the Shimanto River and its tributaries. These bridges were designed with no parapet barrier so they can be fully submerged in water and not be broken by driftwood when the river rises. Today, the bridges are still used as residential roads. The Sada chinkabashi was built closest to downtown Shimanto on the widest part of the river. Around the bridge, we can see people fishing for river shrimp and eel. The views of blooming rapeseed flowers on the riverside are a special attraction in spring at the Shimanto River.

Starring Toma Ikuta as Jotaro Kodaira

The chinkabashi bridge frequently appeared in the TV drama "Osozaki no Himawari" ("Late Blooming Sunflower")!

Jotaro's house is near one of the bridges! The drama is set in a guest house called the "Kawabe no Cottage" ("Riverside Cottage"). Jotaro's bicycle is also displayed there.



# 高瀬次下橋

Takase Chinkabashi

Sada chinkabashi Kawarakko Iwama chinkabashi Ekawasi station

Nakamura station Takase chinkabashi Katsuma chinkabashi Yotte Nishi Tosa

See the floating fireflies from May to June

The Takase chinkabashi is the third bridge from the lower reaches of the river. The bridge is narrow, so be careful when driving across by car! Around this area, the river runs straight and has a large riverbank, so the bridge is over 200 meters long. When crossing the bridge, you can have a good view of the river's upstream and downstream along with pleasure boats and boat landings. The area is frequented by canoe tours and pleasure boats, so you can enjoy seeing them passing under the bridge, or get a view of the underside of the bridge by riding in one yourself. The pleasure boat tour offers a fantastically beautiful view of fireflies from mid-May to mid-June, which naturally attracts many passengers.



The Genji firefly is seen most often



The Genji firefly's secret

The flashing rhythm is different in western and eastern Japan. The western ones flash faster!

If your captain happens to be Uncle Takaya, you are in luck! He is a very funny guide!



## Shimanto River Pleasure Boat "Nattoku"

Regular Boat Reservation Not Required!!

- Passage Fare  
Adult (per person) : 2,000 yen (tax included)  
Child (per person) : 1,000 yen (tax included)
- Sailing Time  
Once every hour from 9:00 am to 4:00 pm

Meal Plan Reservation Required

\*Contact us by phone or fill out the reservation form by the day before your intended visit.

- Packed Lunch plan, Gourmet plan, etc.  
While taking in the views of the Shimanto River, you can enjoy a meal with your family or friends.

Contact us by phone or visit our website for details.

(0880)-38-2918

Business hours: 8:00 am to 5:00 pm  
846-1, Tadenokawa, Shimanto-shi, Kochi





\*If you get off here during the Stopover Course, you can catch a return bus in about four hours.

Enjoy Canoeing!

The generally slow current around here is suitable for beginners who want to try canoeing casually. First, you will practice how to paddle on land, and then get into a canoe and practice again at the starting point for about 20 minutes. Once you are comfortable with paddling, you and the other participants will canoe down the river together.

Types of Canoes and Fare

- Kayak (for one person)**  
Adult 5,200 yen, Child (junior high students or younger) 4,400 yen  
\*Third-grade elementary school student or older 140 cm or taller
- Tandem Kayak (for two persons)**  
Two adults 8,400 yen  
One adult + one child (junior high students or younger) 7,600 yen  
\*For ages 5 and older
- Canadian Canoe (for two to three persons)**  
Two adults 8,400 yen  
Two adults + one child 9,200 yen  
\*For ages 5 and older

Short time Rental is Available!

Photo Spot!



Upstream Course (Morning)

Experience time 9:30 am to 12:00 pm



Travel by bus to the upstream area and then canoe down to Kawarakko.

- You can see the Katsuma chinkabashi bridge.

Downstream Course (Afternoon)

Experience time 1:00 pm to 3:30 pm



Start at Kawarakko and canoe downstream, and then return by bus.

- You can see the Takase chinkabashi bridge.

Address: 24, Tadenokawa, Shimanto-shi, Kochi/Tel: 0880-31-8400/Website: kawarakko.com



Enjoy the Shimanto River!

Hunting for Serpentinite

On the riverbank in front of Kawarakko, you can find a type of rock called serpentinite that will shine beautifully if you polish it. You'll spot it thanks to its slightly greenish color. Polish it and transform it into treasure!!



How to Find

It has a pale color. If you are a beginner, it is recommended to use a magnet to help you find the serpentinite!

How to Polish

- Polish with No. 600 paper while wetting the paper in water.
- Polish with No. 2000 or higher paper without wetting. (If you want your serpentinite to shine brightly, use No. 4000 or higher paper!)

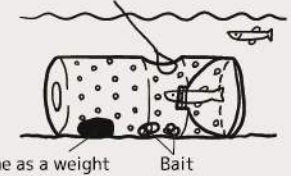
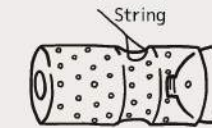
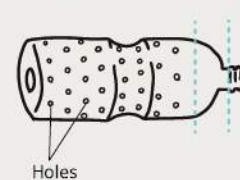
You can buy a polishing set and magnet for 500 yen in "Kawarakko".

Hunt for River Shrimp and Fish with a PET Bottle Device!

\*Fishing is not allowed from September 2018 to March 2019.



- Cut the bottle as shown along the dotted lines, and make holes.
- Insert the cut-off part upside down into the bottle, and pass a string through the holes.
- Put some bait (like sausage, etc.) into the bottle and leave it in the river.



- In about five minutes, you will see many small fish gather! The clear water allows you to observe their activity from above the water!!


Chilly Underground Water!

If you walk upstream through the water between the riverbank and the opposite bank in front of Kawarakko, you will feel a sudden chilliness. That's where the underground water is coming in from! Can you find it?





## 勝間と岩間の沈下橋



Katsuma chinkabashi

### "Tsuribaka Nisshi" Filming Location

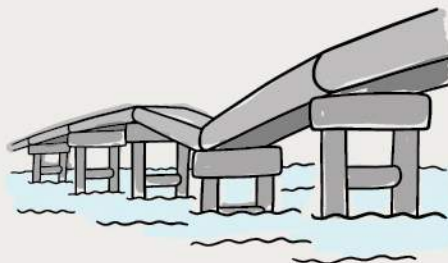
Katsuma chinkabashi is the only bridge with three piers on the Shimanto River. The river is wide and the current is slow around this area. The riverbank on the left is suitable for camping. This photogenic chinkabashi was used as a filming location for the movie called "Tsuribaka Nisshi" ("Journals of Fishing Enthusiasts") in 2003. From the end of May to the beginning of June every year, many fireflies splendidly dance here at night.



Iwama chinkabashi

### Sunken chinkabashi bridge

This is the chinkabashi bridge that often appears on posters and TV. However, in November 2017, it was found that one of the piers had sunk by about 1 meter in the riverbed and the surface of the bridge's road collapsed in a V shape. This bridge, built in 1966, is probably the one most often featured in the media and is most popular with tourists among all others on the Shimanto River.



You can support the restoration of the broken chinkabashi bridge through the Furusato Nozei (tax deductible donation system).

From here, you can go to the Furusato Nozei site "Furusato Choice" →



## 道の駅よって西土佐



Michinoeki "Yotte Nishi Tosa"

\*If stopping over on the way, you can catch a return bus about 30 minutes later.

Shimanto beef croquettes and seasonal cakes, not to mention the sweetfish, are recommended!



### The "Tennen" Concept

"Tennen" means natural. The vegetables growing in the soil carefully prepared by producers are tennen. The cakes made with these vegetables are tennen. This shop values tennen foods including those coming from the Shimanto River, so it also carries sweetfish, eel, Japanese mitten crabs, and river shrimp all caught in the river. The shop staff gathers, organizes, and sells food every day, which they eagerly recommend to or share with tourists in their daily life in Nishi Tosa.







## Photo Spot!



## Love-Love Bench!!



Ekawasi station

In the Nishi Tosa district in Shimanto City, a temperature of 41°C, the highest temperature in Japan, was recorded in the summer of 2013 (overtaken by Kumagaya City in Saitama by 0.1 degrees in 2018). At the nearest station, Ekawasi, you can find the "Love-Love Bench" which pulls together any couple who sits on it. The same bench also exists at Tsubojiri station near the prefectural border between Tokushima and Kagawa.

## Farm-to-Table Restaurant "Shaenjiri"

You can enjoy local cuisine made with locally sourced, seasonal vegetables with an all-you-can-eat buffet! Amago salmon marinated in a spicy sauce, river shrimp tempura, soup with Japanese mitten crab and other dishes are all on offer. In autumn, you may have a chance to eat croquettes made of wild boar caught in the hills behind the restaurant!! To accompany the seasonal dessert, you can choose coffee or yuzu juice.

- Address: 76, Kuchiyana, Nishi Tosa, Shimanto-shi, Kochi
- Tel: 0880-54-1477
- Open: from 11:30 am to around 2:00 pm
- Charge: Adult 1,300 yen Child 700 yen



## Let's Take the YODO LINE BROTHERS

The world's slowest bullet train has a maximum speed of 85 km/h!  
The interior is also very elaborate.



If you're lucky, you may get the chance to see a deer or wild boar in the evening!!



## Kappa Uyouyo train



In this section, you can ride on the Kappa Uyouyo train.

## Railway Hobby train



In this section, you can ride on the Kappa Uyouyo train.



The Yodo line is a local line connecting Kita-Uwajima station and Wakai station. From the train window, you can see beautiful and expansive scenery, including the Shimanto River. It takes about two and a half hours from the beginning to the end of the line, so you can leisurely take in the views as you ride. If you want to go to Matsuyama, or Kochi, take the Yodo line after getting off the River Bus.

## Dragonfly Nature Park

Dragonfly Kingdom is the world's first dragonfly sanctuary, housing the largest variety of dragonflies in Japan. The Dragonfly Nature Park (free of charge) and Shimanto River Gakuyukan (nature museum) are also located here. At the nature museum, you can experience the pirarucus fish feeding at 4:00 pm every day or enjoy scooping up killifish anytime.

- Address: 8055-5, Gudo, Shimanto-shi, Kochi
- Tel: 0880-37-4110
- Open: from 9:00 am to 5:00 pm
- Charge: Adult 860 yen Junior or Senior High Student 430 yen Child 320 yen
- 45 minutes on foot or 10 minutes by taxi from Nakamura station



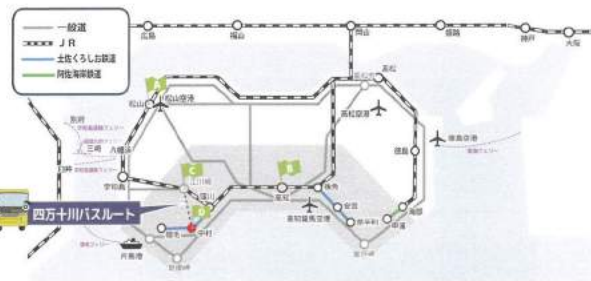
If you sit near the footpath and search very carefully, you may find a damselfly!





# 四国西南へ！列車で行こう！

アクセス  
Access



## 中村駅までのアクセス

- 新大阪駅から岡山駅まで山陽新幹線「のぞみ」号で最速44分。
- 岡山駅から中村駅まで特急列車で最速4時間33分。



## 松山や高知を朝出発して、四万十川バスに乗る！



周遊Bコース 旅行代金/1名 おとな 1500円

江川崎駅 11:00 発～中村駅 15:00 着

## 川バスに乗った後、松山や新大阪まで行く！

周遊Aコース 旅行代金/1名 おとな 1500円

中村駅 7:50 発～江川崎駅 10:40 着



周遊Bコース 旅行代金/1名 おとな 1500円

途中下車Cコース 中村駅 15:00 着

たっぷりABコース 旅行代金/1名 おとな 2400円



詳しくは、中面でCHECKしてね！

No.1 周遊Aコース  
旅行代金/1名 おとな 1500円  
(小学生以下半額)  
中村駅 7:50 発～江川崎駅 10:40 着  
午前中で途中下車  
3ヶ所と四万十川遊覧船へ！

No.2 周遊Bコース  
旅行代金/1名 おとな 1500円  
(小学生以下半額)  
江川崎駅 11:00 発～中村駅 15:00 着  
コースの途中で  
昼食&池下橋2ヶ所！

No.3 たっぴりABコース  
旅行代金/1名 おとな 2400円  
(小学生以下半額)  
中村駅 7:50 発～中村駅 15:00 着  
A & Bコースで  
池下橋4ヶ所と昼食  
四万十川をたっぷり堪能！

No.4 送中下車Cコース  
旅行代金/1名 おとな 1500円  
(小学生以下半額)  
中村駅 7:50 発～中村駅 15:00 着  
途中下車しカヌー体験  
遊んだ後はまたバスに乗って  
駅までどうぞ！

## 四万十川満喫 選べるコース

高知西南交通株式会社 TEL:0880-34-1266

〒787-0009 高知県四万十市佐岡 434-1 FAX: 0880-34-1268

西南交通

検索

http://www.kochi-seinan.co.jp/

注：列車・バス共に発着時間が変更になる場合があります。



# 四万十川バスコース&観光ポイントマップ

7:50	中村駅
	8:00 新ロイヤルホテル 四万十市役所
	8:25 高瀬沈下橋
	8:50 かわらっこ 四万十川遊覧船など 体験プラン(60分)
8:50	9:55 勝間沈下橋
	10:15 岩間沈下橋
	10:35 道の駅「よって西土佐」
	10:40 JR江川崎駅
11:00	11:05 道の駅「よって西土佐」
	11:40 岩間沈下橋
	11:57 農家レストラン 口屋内沈下橋
	13:08 かわらっこ
13:00	13:30 佐田沈下橋
	14:10 トンボ自然公園 四万十川遊覧
	「しまんと・あしずり号」 への乗り換えができます!
	14:55 新ロイヤルホテル 四万十市役所
15:00	中村駅
	15:10 (あしずり10号) 岡山行き



中村駅バス乗り場(改札を出てロータリー左側)



岩間沈下橋



佐田沈下橋

有名絶景ポイント  
★Nice view point★



四万十川の天然をお買い物!



しゃえんじりでランチ(45分)  
地元の旬の野菜を使った郷土料理がバイキングで食べ放題!

乗船料・体験料  
食事代は含みません



## 四万十川バスルート

別料金  
中学生以上 680円  
小学生 340円  
3歳以下 250円



館内見学・散策(40分)

# 完全ナビ! 四万十川バス

四万十川を満喫! 雄大な絶景と体験コース!!

最後の清流四万十川をのびやかに蛇行した流れの風景や沈下橋を散策、四万十川遊覧船など観光しながら、次の目的地に向かうための列車にスムーズに乗り換えられます。



1 Cコース: 半日カヌー 5,200円~



1 四万十川遊覧船プラン 1時間

佐田沈下橋 Sada chinkabashi

## 四万十市

中村駅 Nakamura station



しまんとあしずり号への乗り換えができます!

運行日

2019年4月~2020年3月 この期間中の 土・日・祝  
& 右記の期間の毎日  
4月の春休(4/1~4/7)  
GW(4/27~5/6)・夏休(7/20~8/31)の全期間  
※12~2月&11/30は運行しません  
※10/22は運行します  
2020年3月の土日並びに3/16~3/31の全期間